



Screening, Health, Outreach and Partnership

soilSHOP Tutorial Series

Part 1 of 5: Background and Overview

Table of Contents

soilSHOP 101

What is a soilSHOP?	4
Why conduct a soilSHOP event?	5
Key roles in soilSHOPs	9

soilSHOP Event Photos	15
---	----

soilSHOP Stages

Introduction	10
Preparation & Planning stage	11
Implementation stage	12
Evaluation stage	14

soilSHOP Resources	17
--	----

Expectations

By the end of Part 1, you should be able to:

- Explain what a soilSHOP is and how it benefits the community.
- Identify the basic components and key roles of a soilSHOP.
- Recognize the stages of conducting a soilSHOP and what each entails.
- List the resources available for soilSHOPs.

soilSHOP 101

What is a soilSHOP?

- soilSHOP stands for **S**oil Screening, **H**ealth, **O**utreach, and **P**artnerships.
- It's a community event designed to raise awareness about and protect people from the hazards of lead and other heavy metals, with a strong focus on health education.



soilSHOP 101

Why conduct a soilSHOP event?

- Lead and other heavy metals are common soil contaminants in urban and former industrialized areas.
- Heavy metals, like lead, continue to be an environmental health risk in the U.S., particularly for young children. There is no known safe blood lead level.
- The growing trend of urban and community gardening poses new health education challenges.

soilSHOP 101

Why conduct a soilSHOP event?

- Benefits to **the community**:
 - Provides health education opportunities to explain the hazards of lead exposure.
 - Supports community-based gardening by sharing the best gardening practices.



soilSHOP 101

Why conduct a soilSHOP event?

— Benefits to **your agency**:

- Provides an opportunity to reach underserved communities, and support health activities at [Brownfields](#) sites and sites with heavy metals in the soil.
- Supports the [Federal Action Plan to Reduce Childhood Lead Exposures and Associated Health Impacts](#)
- Provides an opportunity to engage proactively, directly, and positively with communities.




soilSHOP 101

Basic components of a soilSHOP event



Outreach

Actively engage with the community and provide them with the information they need to bring soil samples in for screening.



Soil screening

Ensure communities have access by conducting free soil screenings.



Health education

Provide recommendations to community members to help prevent exposure to lead and other heavy metals.

PARTNERSHIPS

soilSHOP 101

Key roles in soilSHOPs

- Planning & Preparation Team
- Log-in/Registration Staff
- Soil Screeners
- Health Educators

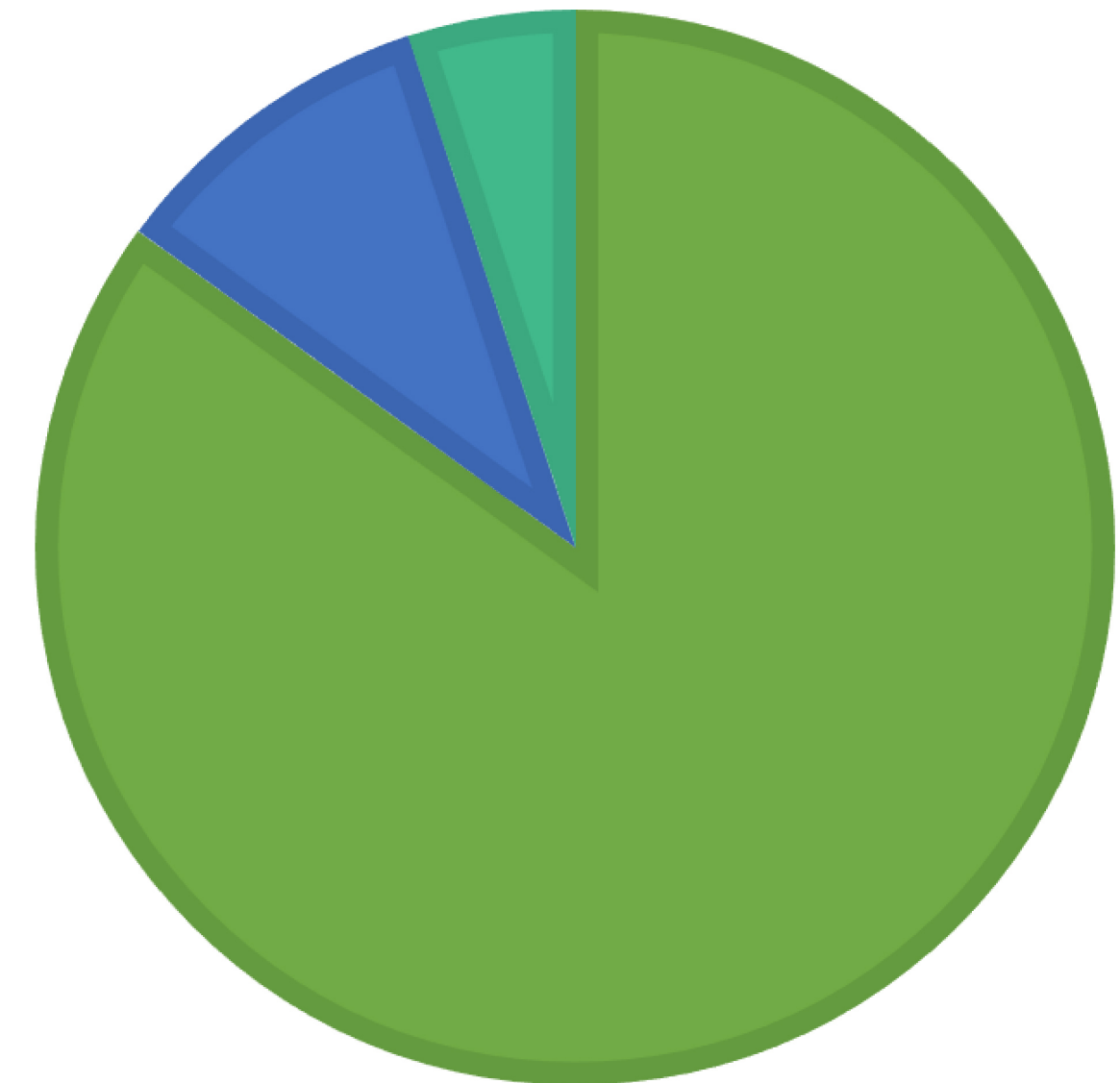


soilSHOP Stages

Introduction

There are three stages to conducting a soilSHOP in your community:

- Preparation and Planning Stage
- Implementation Stage (event day)
- Evaluation Stage



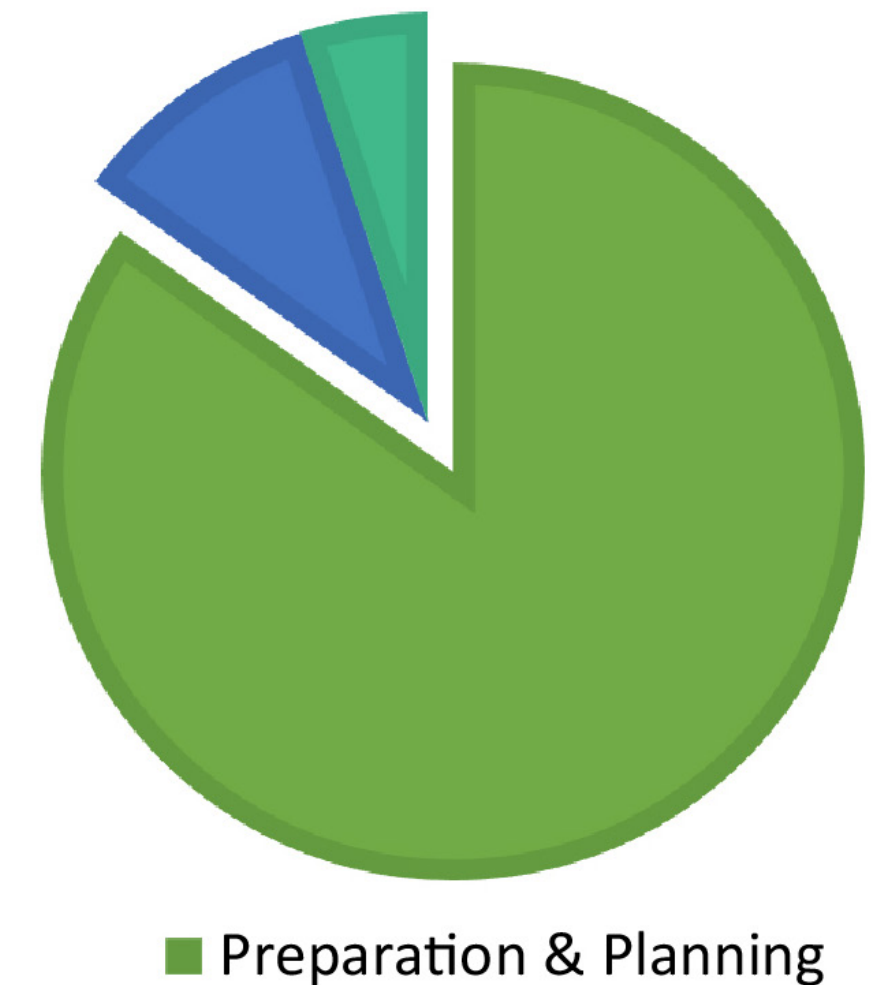
■ Preparation & Planning ■ Implementation
■ Evaluation

This chart represents the amount of time and effort for each of the stages listed.

soilSHOP Stages

Preparation & Planning stage

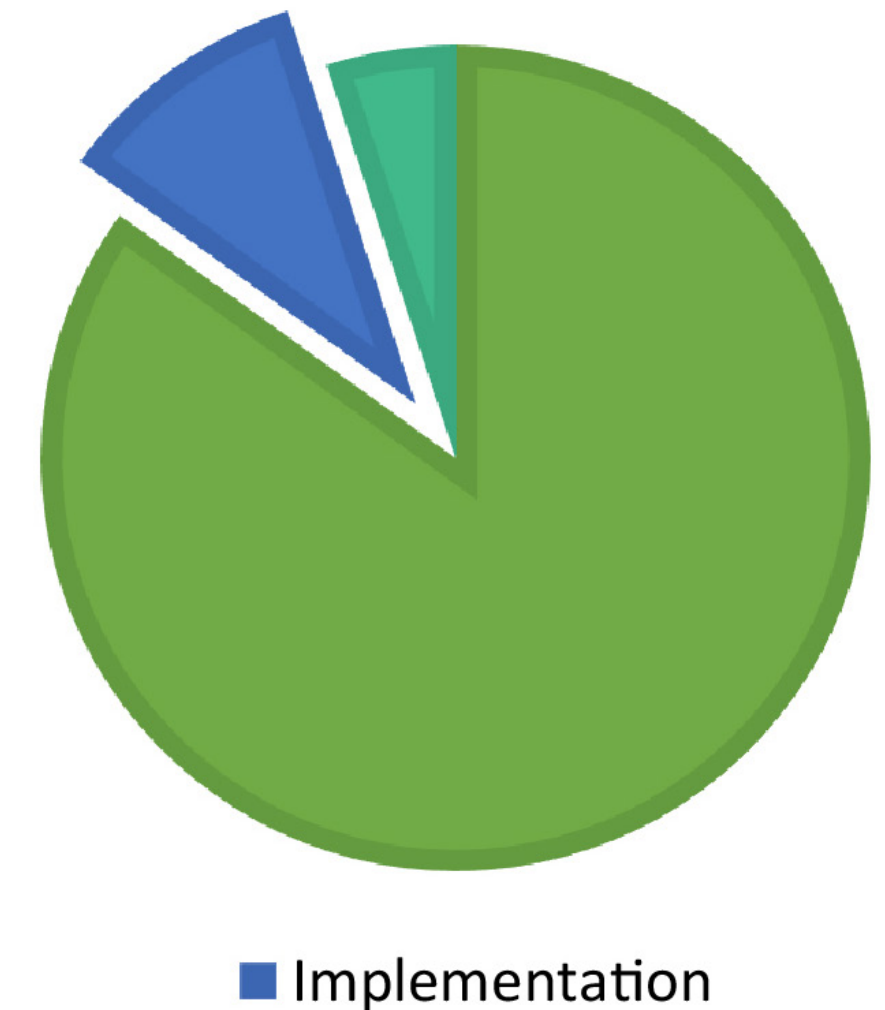
- Identify and engage your stakeholders, partners, and soilSHOP team
- Conduct trainings, set timelines, and hold regular meetings
- Identify the goals, populations of interest, and outcomes of your event
- Identify strategies for outreach, event activities, and materials needed
- Develop outreach and health education material



soilSHOP Stages

Implementation stage

- Prepare the site for your soilSHOP event
- Ensure each station is properly staffed and equipped
- Conduct free soil screenings for participants
- Educate participants about potential health problems caused by lead exposure

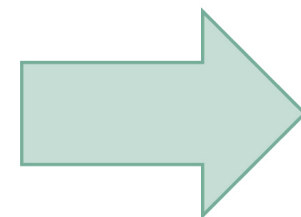


Implementation Stage

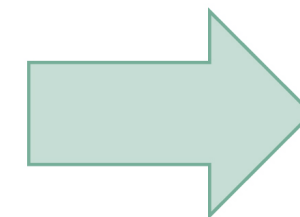
soilSHOP event



1. soilSHOP participants bring in soil samples for screening.



2. Soil samples are screened by XRF screeners.

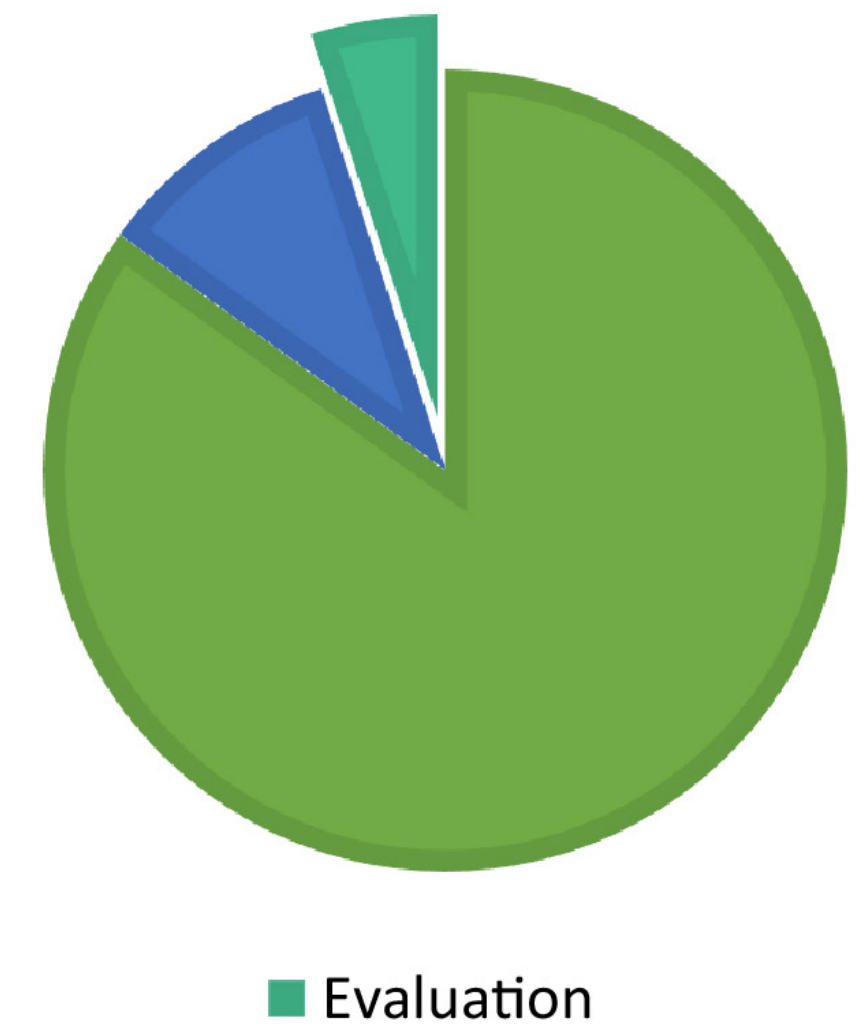


3. Health educators meet with participants and review soil sample results and health information.

soilSHOP Stages

Evaluation stage

- Evaluate your event
 - This is an on-going process where you evaluate your planning, implementation, and outcomes
- Submit your story to the ATSDR soilSHOP website
- Plan your next event!



soilSHOP Event Photos

These photos are meant to show past event samples such as, tent setups, partners involved, and activities used.



Newburgh, NY

soilSHOP Event Photos



Portland, ME



Albany, NY



soilSHOP Resources

All tools are available on the soilSHOP website:

www.atsdr.cdc.gov/soilSHOP

The screenshot shows the ATSDR website's soilSHOP Toolkit page. At the top left is the ATSDR logo (Agency for Toxic Substances and Disease Registry). To the right is a search bar with a 'TOPIC ONLY' filter and a search button. Below the search bar is an 'ATSDR A-Z INDEX' dropdown menu. A green banner reads 'soilSHOP Toolkit' with social media icons for Facebook, Twitter, and a plus sign. The main text explains that soilSHOP events help people learn about soil contamination and how to reduce lead exposure. A list of benefits includes free soil screening, safe gardening practices, child protection, and health education. To the right is a graphic with three plants and the text 'soilSHOP Screening, Health, Outreach and Partnership'. Below this is a section titled 'How to Host a soilSHOP' with four cards: 'Planning and Preparation', 'Outreach and Partnership', 'Soil Screening', and 'Health Education', each with a list of steps and a 'More >' button.

ATSDR Agency for Toxic Substances and Disease Registry

TOPIC ONLY

SEARCH

ATSDR A-Z INDEX


soilSHOP Toolkit

f t +


Community and urban gardening offer numerous benefits. Some gardens and outdoor play areas may have harmful substances like lead in the soil. The Agency for Toxic Substances and Disease Registry (ATSDR) promotes health education and outreach events called "soilSHOPS" to help people learn if their soil is contaminated with lead, and how to reduce exposures to contaminated soil and produce. The name soilSHOP stands for Soil Screening, Health, Outreach and Partnership. ATSDR developed this toolkit to help communities and other groups plan their own soilSHOP events.

At soilSHOP events, people can receive:

- Free soil screening for lead,
- Information on safe gardening practices,
- Ways to protect children from lead exposure, and
- One-on-one health education about the hazards of lead.




How to Host a soilSHOP



Planning and Preparation

- Determine date and venue
- Plan a site visit
- Identify staff/volunteers


More >



Outreach and Partnership

- Become familiar with the community
- Identify community special needs and stakeholders
- Organize and partner


More >



Soil Screening

- Become familiar with soil screening guidance
- Secure screening equipment and technicians

More >



Health Education

- Provide soil screening results and one-on-one health education
- Share resources on safe gardening techniques and health-related services

More >

soilSHOP Resources

Email Box:

soilSHOP@cdc.gov

Regional soilSHOP expertise

Locate your ATSDR regional office here: www.atsdr.cdc.gov/dro



Please continue to Part 2 of the series for information on Planning and Preparation.

Agency for Toxic Substances and Disease Registry

